Journal of Modern Technology
Vol. 02, No. 02, July 2025, pp. 302-311.
DOI: https://doi.org/10.71426/jmt.v2.i2.pp302-311 , E-ISSN: 3049-3102
Homepage: https://review.journal-of-modern-technology.com/index.php/jmt/index

Impact of Hydrogen Enriched Air and Ethanol-Diesel Fuel Blends on Combustion, Performance and Emission behaviour of CI Engine

Kadimisetti Uma Kiran Rama Sandeep[1], Kadupu Rakesh Varma[2*], Sundarapalli Ganapathi[3], Devi Veera Venkata Satya Bhimeswar Reddy Saragada[4], Adduri S S M Sitaramamurty[5]

[1]Department of Mechanical Engineering, Aditya Engineering College, Surmpalem, 533437, Kakinada, Andhra Pradesh, India.
[1]Email: sandeepkadimisetti@gmail.com, 20a91d2101@aec.edu.in, ORCID: https://orcid.org/0009-0001-6175-0345
[2*,3,4,5]Department of Mechanical Engineering, Aditya University, Surmpalem 533437, Kakinada, Andhra Pradesh, India.
[2*]Email: rakeshvarmak@adityauniversity.in, varma370@gmail.com , ORCID: https://orcid.org/0000-0002-2109-5307
[3]Email: ganapathis@adityaunivesrity.in , ganeshsundarapalli27@gmail.com ,ORCID: https://orcid.org/0009-0006-0619-3773
[4]Email: sdvv.bhimeshreddy@adityauniversity.in , ORCID: https://orcid.org/0000-0002-2152-6111
[5]Email: assms.murthy@adityauniversity.in, sitaram8979@gmail.com, ORCID: https://orcid.org/0000-0002-6240-6466

Article Info

Article history:

Received: June 6, 2025
Revised: July 4, 2025
Accepted: July 5, 2025
First Online: July 7, 2025

Keywords:

Diesel engine
CO emissions
Hydrogen enrichment
Ethanol
Manifold injection

ABSTRACT

The rapid depletion of fossil fuels and harmful tile pipe emissions form internal combustion engines at an alarming rate make the finding for alternative fuels to power the engines. This article investigates the diesel engine capability by the combined effects of ethanol and diesel fuel blending and hydrogen enriched intake air on the performance, combustion, and emission characteristics of 4 - stroke diesel engine. These experiments were conducted using three different fuel configurations such as 20% ethanol-80% diesel blend (E20D80), neat diesel (D100), and ethanol diesel blend (E20D80), supplemented with hydrogen enriched air (E20D80+$H_2$6LPM). The hydrogen was supplied to engine at constant flow rate of 6 LPM through manifold along with air. Three distinct fuels were used in the engine, and its performance, emissions, and combustion characteristics were assessed under load conditions ranging from 0% to 100%. Hydrogen enrichment of the intake air improves the combustion efficiency of ethanol by accelerating flame speed and enhancing thermal conversion, offsetting ethanol's lower calorific value. A peak in-cylinder pressure of approximately 69 bar was achieved, indicating more effective combustion. CO emissions decreased significantly under part-load conditions due to improved oxidation kinetics. Ethanol's high latent heat of vaporization helped maintain NOx emissions at levels comparable to diesel 1023 ppm. However, a slight increase in smoke emissions was observed with hydrogen addition, possibly due to richer local equivalence ratios and altered combustion dynamics.

Corresponding Author:
Email address of corresponding author: rakeshvarmak@adityauniversity.com , varma370@gmail.com (Rakesh Varma)
Copyright ©2025 Rakesh Varma, et al.
This is an open-access article distributed under the Attribution-NonCommercial 4.0 International (CC BY NC 4.0)

1. INTRODUCTION

Energy is essential for supporting human life and driving functions of modern civilization. Currently, around 84% of world energy consumption is fulfilled by conventional fossil fuels and nuclear energy, while the remaining 16% is

sourced from renewables such as solar, wind, hydroelectric, biodiesel and biomass derivative [1]. Conventional fossil fuels are depletable and non-renewable whereas, biodiesel is produced from renewable feedstocks, offering a more sustainable solution [17]-[18]. Additionally, ethanol is derived from biologics and provides notable environmental advantages, including a substantial reduction in greenhouse gas emissions and air pollutants when compared to traditional fossil fuel alternatives. Diesel engines emit harmful pollutants that pose significant risk to both human health and the environment. Specifically, diesel exhaust is linked to severe respiratory and cardiovascular disorders. Raising global concern over pollutants generated from combustion such as oxides of nitrogen, carbon monoxide and particulate matter ozone depletion has driven the development of stringent regulatory frameworks. These regulations mandate emission limits and promote the adoption of advanced emission control technologies to ensure compliance and mitigate environmental and health impacts. Hydrogen has been explored as an internal combustion fuel since the 1970s, due to its clean energy potential. Hydrogen is the most plentiful element in nature, supports better cold start and less emissions compared to gasoline and diesel engines [3]. Hydrogen is considered as a long-term solution to energy crisis and emissions. Further, major challenges with hydrogen involved fuel storage and handling cost.[4]. Brazil is one of the world's largest producers of ethanol, contributes approximately 90% of biofuel production in central south America [5]. Biodiesel is a renewable, environmentally friendly fuel containing 10 % oxygen, which promotes complete combustion of fuel and reduces unburnt hydrocarbons and particulate emissions [6]. Direct use of ethanol in diesel engines is not feasible due to its low cetane number around 6, compared to diesel whereas, diesel has typically cetane number between 45-40 [7]. Use of oxygenated compounds like ethanol, methanol or dimethyl ether to the diesel promotes clean burning of fuel results reduction in CO emissions by 20% and a significant decrease in particulate matter [8]. Mario et al. [9] examined the effect of ethanol and soybean biodiesel on a turbo-charged CI engine. Their findings showed that addition of ethanol up to 10% notably decreased emissions of (NOx) Nitrogen Oxides, (HC) hydrocarbon and (CO) Carbon monoxide emissions but increases specific fuel consumption (SFC). Shahir et al. [10], concluded that optimum results were obtained by blending up to 5% ethanol with a concentration of > 90%. The primary concern of diesel engines was emissions of PM and NOx. This blend shows significant lower emissions of HC, PM, CO and smoke emissions. Anyway, it also resulted higher NOx emissions and brake specific fuel consumption. Elumalai et.al.[11], assessed the performance of the diesel engine using Mahua biofuel and n- pentanol (20-30% by volume) and 80% diesel. They found that combined effects of biodiesel and pentanol improves BTE by 15% HC, CO and NOx emissions reduced by 5.8%, 40% and 49% respectively related to neat diesel oil. Noorollahi et al. [12], reported the impact of incorporating graphene oxide nano particles into diesel-ethanol blends at various concentrations of 25ppm and 50ppm. The findings revealed that the combined use of graphene oxide nanoparticles and ethanol significantly enhanced the engine performance and lowered emissions. Brake thermal efficiency of the engine reached up to 28.75% due to combined action of nanoparticles and higher oxygen content of ethanol. Additionally, there was a substantial reduction in emissions of CO, UHC and NOx by 38.845%, 21.243% and 19.923% respectively compared to neat diesel fuel. Kumar et al. [13] examined the impact of using hydrogen and ethanol-diesel blend in dual fuel diesel engine. The dual fuel engine was run with 5%,10% and 15% ethanol and with constant flow rate of hydrogen of 9 lpm mixed with air in manifold intake. The results revealed that combined effect of hydrogen and ethanol improves the BTE of engine, shown 4.845% than the conventional diesel engine. A greater amount of CO emissions reduced by 49.98%, due to no carbon element in hydrogen and oxygen content of ethanol. On the other hand, nitrogen oxide emissions are slightly rose compared to clean diesel oil. Rakopoulos et al. [14], conducted an experiment on direct injection diesel engine and found the effects of using ethanol blends with 5% and 10% by volume and diesel fuel. A marginal reduction in NOx emissions was observed relative to pure diesel. Further use of ethanol blends resulted slight improvement in BTE, although this was accompanied by an increase in brake specific fuel consumption due to inferior calorific value of ethanol. Thanigaivelan et al [15], evaluate the effectiveness of direct injection diesel engine using cashew nutshell (CNSL) biodiesel along with ethanol at rates of 5%,10% and 15% along with hydrogen enriched air. The engine was run with pure diesel D100, 20%CNSL biodiesel(B20CNSL), 20%CNSL biodiesel with 4LPM hydrogen (B20CNSL$H_2$4LPM), 20%CNSL biodiesel with 8LPM hydrogen (B20CNSL$H_2$8LPM), 20%CNSL biodiesel with 12LPM hydrogen (B20CNSL $H_2$12LPM). Out of which B20CNSL$H_2$8LPM demonstrated superior performance characteristics and significant reduction in exhaust emissions than the conventional diesel oil.

2. MATERIALS AND METHODS

2. 1 Preparation of blend

The blend E20D80 was made of mixing 200 ml of ethanol with 800 ml of diesel fuel. The resulting blend contains 20% ethanol by volume, contributes approximately 2-4% oxygen by weight, which helps to improve combustion there

by decreasing smoke emissions [16]. However, further increasing ethanol content reduce the energy density of the fuel, which deteriorate the performance of the engine. No cetane improvers or surfactants were added in the blend. To ensure homogeneity and stability the mixture was stirred using a magnetic hot plate stirrer as shown in Figure 1.

Figure 1. Preparation of blend.

2. 2 Hydrogen Enrichment

Hydrogen was inducted into the engine through intake manifold at constant flow rate of 6 LPM along with incoming air during suction stroke. While the blended fuel E20D80 is directly infused into the cylinder through the fuel injector. Flow meter was used to indicate the flow of hydrogen into the manifold.

Table 1: Properties of various oils.

Property	Diesel	Ethanol	Hydrogen
Molecular weight	183	46	-
Calorific Value (kJ/kg)	42600	26700	141790
Mass Density (kg/m^3)	846	789	0.08988 (g/l)
Dynamic Viscosity (mPa-s)	3.546	1.074	0.089

2.3 Experimental Setup

The tests were conducted on 4-Stroke single cylinder water-cooled Compression Ignition engine. The engine was provided with port fuel and direct injection system. The specifications of test engine are listed in table 2, and the experimental setup was depicted in Figure 2.

Table 2. Details of test engine.

S. No	Description	Specifications
1	Engine Model	Kirloskar & TV-1
2	No. of Cylinders	1
3	Storkes	4
4	Speed, Power	1500 rpm, 5.2 kW
5	Stoke length	110 mm
6	Cylinder Bore	87 mm
7	C R	17.5:1
8	Injection timing	23°bTDC
9	Injection Pressure	200 bar
10	Type of Loading	Eddy Current

Figure 2: Experimental setup.

2. 4 Uncertainty Analysis

Uncertainties and errors arise from various paths such as change in environment conditions, Instrument selection, calibration and observation, deterioration of parts. The overall uncertainty can be computed by using Holman equation. The Uncertainty in measured parameters demonstrated in Table 3.

Table 3: Uncertainty analysis.

Instrument	**Range**	**Accuracy**	**Percentage of uncertainty**
Crank angle encoder	0-100 bar	±1	±0.1%
Load Indicator	0-100 kg	±0.1	±0.3%
Speed indicator	0-900 rpm	±10 rpm	±0.1%
Stop watch	-	±0.5	±0.1%
Manometer	-	± 1 mm	±1%
Burette	-	±0.1 cc	±1%
EGT indicator	0-900ºC	± 1ºC	±0.15%
Smoke meter	0-10 HSU	± 0.2	± 2%
Gas analyser	CO_2 0-20% CO 0-10% HC 0-10,000 ppm NOx 0-5000 ppm	± 0.02% ± 0.03% ± 15 ppm ± 10 ppm	±0.2% ± 0.20% ± 0.1% ± 0.2%

3. RESULTS AND DISCUSSION

3. 1 Combustion attributes

Figure 3 illustrates the change of the combustion pressure within the cylinder during combustion of the fuel. In-cylinder pressure reflects the capability of the fuel to mix effectively with air and burn efficiently. A higher rate of pressure corresponds to the complete combustion of fuel burned in premixed combustion stage. The variation of peak pressure inside the cylinder for the operation of the engine at full load with diesel, ethanol-diesel blend(E20D80) and enriched hydrogen air ethanol diesel blend (E20D80+$H_2$6LPM) s are shown in Figure 3. From Figure 3, it can be recorded that the in-cylinder peak pressure for the hydrogen blends is closer to diesel. The maximum cylinder pressure recorded for the B20D80+$H_2$6 LPM blend was obtained 69 bar under full load condition. The rapid burning of hydrogen and higher calorific value and diffusivity properties of hydrogen enhance the cylinder pressure. The blend E20D80

shows 65 bar pressure which is 7.24% lower than the conventional diesel. This reduction is attributed to lesser calorific value of ethanol and maximum part of the fuel burnt after the post combustion stage.

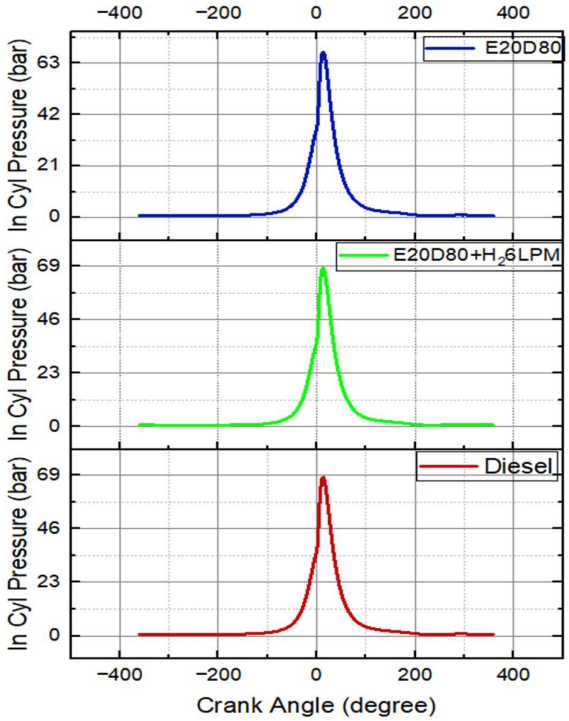

Figure 3. Crank angle versus cylinder pressure.

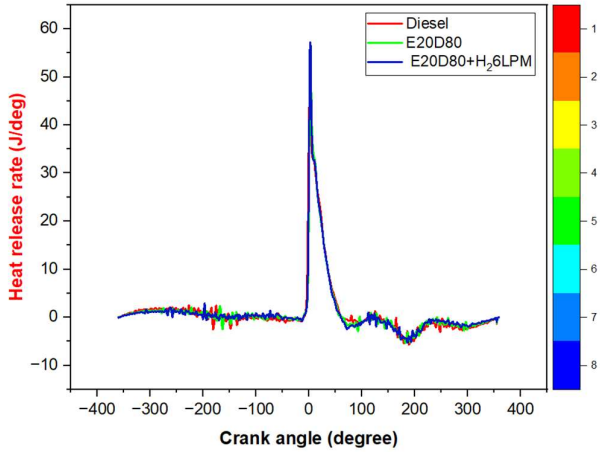

Figure 4. Heat release rate versus crank angle.

The quantity of fuel burned in premixed phase and initiation of combustion and rate of fuel combustion is determined by the heat release rate. During ignition delay period, the fuel and air combine to form the premixed phase, the first stage of combustion. Mixing-controlled combustion is the name given to this stage of combustion. The post combustion phase extends until the power stroke is completed. During this phase, a slight but noticeable rate of heat release occurs. Figure 4 shows the variation of HRR at full load engine operation with test fuels such as diesel, E20D80, E20D80+$H_2$6 LPM were demonstrated in figure 4. The higher heat release rates of B20D80, B20D80+$H_2$6LPM and diesel fuels were found to be 58 J/deg, 57J/deg and 56 J/deg, respectively, at maximum load. The heat release rate for E20D80, E20D80+$H_2$6LPM is more than the diesel are attributed to inherent oxygen content of ethanol and higher calorific value of hydrogen.

3. 2 Performance attributes

A) Brake Thermal Efficiency (BTE):

Brake thermal efficiency signifies, the capability of an engine to transfer chemical energy of the fuel into brake power output. Figure 5 shows variation of BTE at different loads for diesel, blend E20D80 and E20D80+$H_2$6LPM. From Figure 5 it was found that the blend E20D80 shows relatively poor performance than the diesel and the blend E20D80+$H_2$6 LPM by 7.38% and 14.98% respectively. This reduction is attributed to lesser calorific value of ethanol relative to hydrogen and diesel. However, induction of hydrogen to the air improves the combustion of blend E20D80 due hydrogen's higher heat content and diffusivity helps to homogeneous fuel air mixture contributed to clear and complete combustion. Notably, the blend E20D80+$H_2$6LPM demonstrated 8.94% increase in BTE relative to the diesel fuel. This improvement is attributed to higher oxygen content of ethanol and high flame speed; high diffusivity of hydrogen promotes more uniform mixture of air-fuel when mixed with ethanol diesel blend.

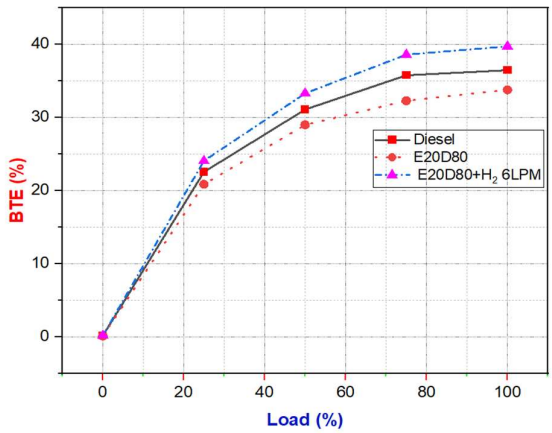

Figure 5. Brake Thermal Efficiency BTE with load.

B) Brake Specific Fuel Consumption (BSFC):

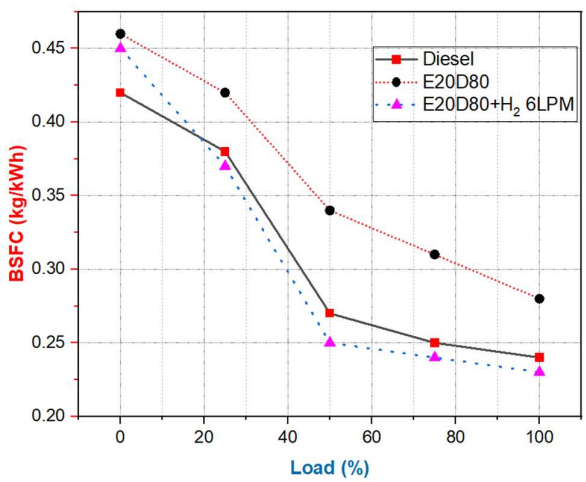

Figure 6. BSFC with load.

BSFC is an important measure of capability of an engine to convert given fuel into useful work. Figure 6, demonstrates that brake specific fuel consumption of tested fuels with respect to the variation of load. From the Figure 6, it is noticed that maximum fuel consumption takes place at lower loads for all test samples. This reduction is attributed to elevated heat and friction losses and incomplete combustion fuel at lower loads. However, as the load raises, BSFC drops gradually. The blend E20D80 consumes more amount fuel and shows higher BSFC values for all loads. At maximum load BSFC for blend E20D80 was 16.67 % higher than diesel. Which is due to lower heat content of ethanol. Introducing hydrogen at 6LPM, together with air at the inlet manifold, resulted in a decreased BSFC which is closer to

diesel value at lower loads and meet the diesel value at higher loads but there is no significant improvement was noticed with addition of hydrogen to blend E20D80 when compared to diesel fuel.

3. 3 Emission Characteristics

A) Corbon Monoxide (CO):

Carbon monoxide is one of the most harmful pollutants to both humans and the environment, emitted from the exhaust engine. More carbon monoxide reveals incomplete combustion of the fuel. Formation of carbon monoxide mainly relies on air-fuel ratio and temperature inside the cylinder. Figure 7 shows the plot between CO emission verses load. Generally, CO formation upsets under conditions of fuel-rich mixtures, insufficient oxygen and incomplete combustion. From Figure 7 it was observed that at lower loads up to 50% addition of ethanol to diesel (E20D80) increase the formation of CO emission compared to diesel due to cooling effect of ethanol and low cylinder temperature reduces the vaporization of fuel. The induction of hydrogen at flow rates of 6LPM to the air leads to slight reduction in CO emissions, by 1.63% and 5.08% for blend E20D80+H26LPM compared to diesel and the blend E20D80 respectively. This decline is attributed to hydrogen's catalytic action, which promotes the breakdown of the mixture's hydrocarbon molecules. Ethanol's improved hydrocarbon-excess oxygen interaction leads to more thorough burning, which drastically lowers carbon monoxide emissions.

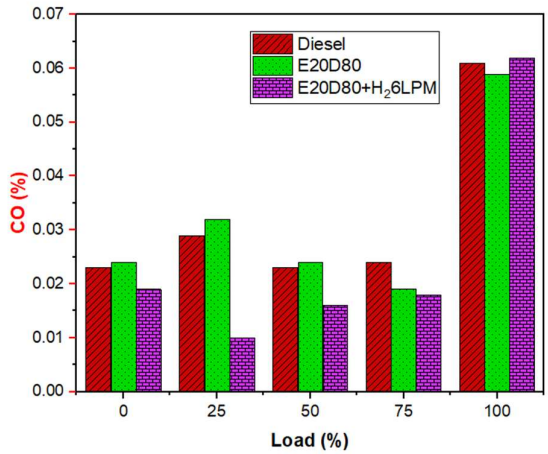

Figure 7. Load versus CO.

B) Carbon dioxide (CO_2):

Carbon dioxide is a colorless and non-combustible gas, formed primarily due to complete combustion of the fuel. Figure 7 illustrates the change of CO_2 with load. The minimum amount of CO2 emission was found as 7.35% with E20D80+$H_2$6 LPM at maximum load, which is lower than 6.13% compared to base diesel and 8.69% than E20D80 blend fuel.

C) Hydrocarbon (HC) Emissions:

Hydrocarbon emissions arise from partial burning of hydrocarbon-based fuels. The fluctuation of HC emissions for E20D80, diesel and E20D80+$H_2$6lpm with load was shown in Figure 8. The minimum HC emission was recorded at 28ppm with blend E20D80+H_2 6 LPM fuel blend at half load 50%. In contrast, the higher hydrocarbon emission were found to be use of diesel and ethanol blend E20D80 is about 56 ppm at peak load. The reduction in hydrocarbon emissions obtained for blend E20D80+$H_2$6LPM related to all the test fuels at all engine loads. The reduction in HC emission observed with hydrogen enriched air-fuel i.e, E20D80+$H_2$6LPM due to higher burning velocity and absence of carbon atoms in hydrogen.

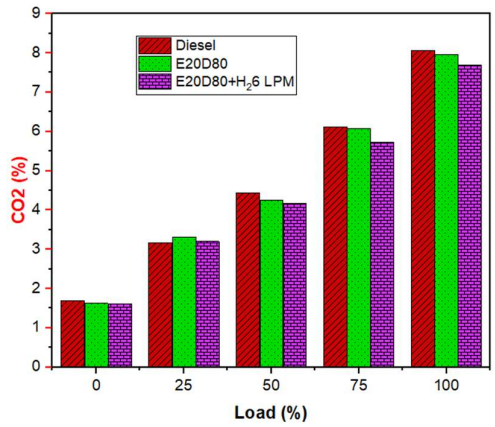

Figure 7: Load versus CO_2.

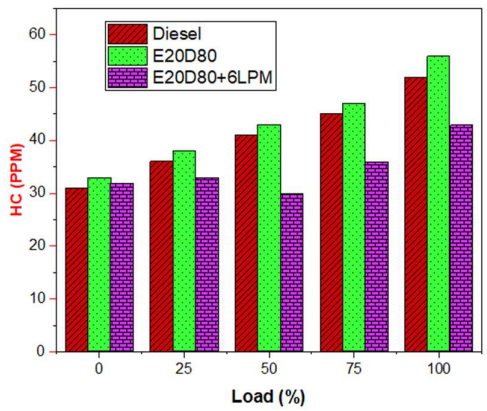

Figure 8. Load with HC emissions.

D) NOx Emissions:

The most harmful emissions from diesel engines are NOx emissions. The formation of NOx is primarily based on the availability of oxygen and temperature of the cylinder. NOx emissions of diesel, blend of ethanol, and hydrogenated air with blend of ethanol diesel with varying load of the engine was presented in Figure 9.

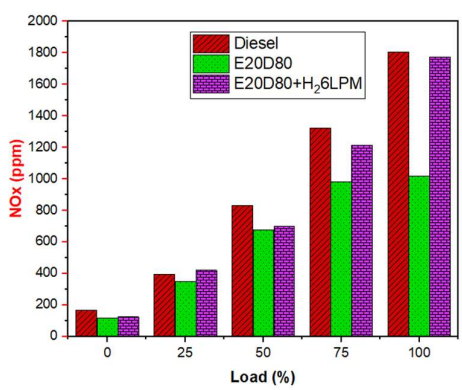

Figure 9. Load versus NO_x.

The Nitrogen Oxide (NOx) emission arises by the oxidation of nitrogen in the air and internal temperature of the cylinder is higher than 1600°C. From the results it is witnessed that lower amount of NOx emissions produced with addition of ethanol to the diesel forming E20D80 fuel. At maximum load the nitrogen oxide emissions produced by engine for diesel, E20D80 and E20D80+$H_2$6LPM were 1803 ppm, 1023 ppm and 1775ppm respectively. At rated power blend E20D80 exhibits lower amount of NOx emissions of 1023 ppm which is lowered by 43.26% and 43.37% then the

diesel and E20D80+$H_2$6LPM fuel. This is due to the addition of ethanol to diesel which may create a leaner air-fuel mixture and ethanol's high latent heat of vaporization forms cooling effect which lowers the temperature of the cylinder during combustion which contributes to lower thermal NOx production.

D) Smoke Opacity:

Figure 10 illustrates the variation in smoke opacity of test fuels at different load conditions. From Figure 10, it was noticed that smoke levels are enhanced by increasing the load which varies from 0.7% to 33.8 %. Among all test fuels blend E20D80 shows less smoke opacity under all loading conditions this is due to oxygen content of ethanol, increasing the overall oxygen availability during combustion and promotes complete combustion of the fuel. However, introduction of enriched hydrogen air forms a E20D80+$H_2$6LPM blend shows higher value of smoke compared to diesel and the blend E20D80.

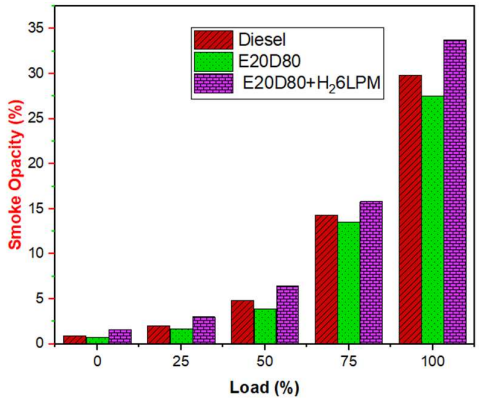

Figure 10. Load versus smoke opacity.

4. CONCLUSION

The study evaluated diesel, E20D80 (20% ethanol, 80% diesel), and E20D80+H26LPM in a compression ignition engine. The following observations are noticed to run the engine with above tested fuels under different loads. Maximum cylinder pressure was observed for E20D80+$H_2$6LPM (69 bar), close to diesel, due to rapid hydrogen combustion. E20D80 showed lower peak pressure (65 bar) because of ethanol's low calorific value and delayed combustion. CO emissions were highest for E20D80 and reduced with hydrogen due to better combustion. CO_2 emissions were lowest with E20D80+$H_2$6LPM, showing cleaner fuel burning. HC emissions dropped significantly with hydrogen, reaching 28 ppm at 50% load. The absence of carbon in hydrogen and high flame speed reduced unburned hydrocarbons. NOx emissions were lowest for E20D80 (1023 ppm) due to ethanol's cooling effect. Hydrogen addition slightly increased NOx but still lower than diesel. Smoke opacity was lowest for E20D80 because of the extra oxygen aiding complete combustion. Hydrogen addition slightly increased smoke but remained within acceptable limits. Overall, E20D80 alone showed weaker performance but lower NOx and smoke. Hydrogen enrichment improved power output, combustion, and reduced CO and HC. E20D80+$H_2$6LPM is a promising alternative fuel for cleaner and efficient engine operation. The addition of hydrogen to an ethanol-diesel blend (E20D80+$H_2$6LPM) significantly enhances combustion and performance parameters while offering considerable improvements in emission characteristics over base diesel and E20D80. While E20D80 alone showed drawbacks in performance and certain emissions, hydrogen enrichment compensates for these, making E20D80+$H_2$6LPM a promising alternative fuel blend for cleaner and more efficient diesel engine operation.

DECLARATIONS

Conflict of Interest: The authors declare that there is no conflict of interest.
Funding: This research received no external funding.
Publisher's note: The Journal and Publisher remain neutral about jurisdictional claims in published maps and institutional affiliations.

REFERENCES

[1]. Ribeiro NM, Pinto AC, Quintella CM, Da Rocha GO, Teixeira LS, Guarieiro LL, do Carmo Rangel M, Veloso MC, Rezende MJ, Serpa da Cruz R, de Oliveira AM. The role of additives for diesel and diesel blended (ethanol or biodiesel) fuels: a review. Energy & fuels. 2007 Jul 18;21(4):2433-45. https://pubs.acs.org/doi/10.1021/ef070060r

[2]. Elumalai PV, Senthur NS, Parthasarathy M, Dash SK, Samuel OD, Reddy MS, Murugan M, Das P, Sitaramamurty AS, Anjanidevi S, Sarıkoç S. Effectiveness of hydrogen and nanoparticles addition in eucalyptus biofuel for improving the performance and reduction of emission in CI engine. InGreener and Scalable E-fuels for Decarbonization of Transport 2021 Dec 11 (pp. 173-191). Singapore: Springer Singapore. https://link.springer.com/chapter/10.1007/978-981-16-8344-2_7

[3]. Teoh YH, How HG, Le TD, Nguyen HT, Loo DL, Rashid T, Sher F. A review on production and implementation of hydrogen as a green fuel in internal combustion engines. Fuel. 2023 Feb 1;333:126525. https://doi.org/10.1016/j.fuel.2022.126525

[4]. Aydin H, Ilkılıc C. Effect of ethanol blending with biodiesel on engine performance and exhaust emissions in a CI engine.Applied Thermal Engineering. 2010 Jul 1;30(10):1199-204. https://doi.org/10.1016/j.applthermaleng.2010.01.037.

[5]. Canabarro NI, Silva-Ortiz P, Nogueira LA, Cantarella H, Maciel-Filho R, Souza GM. Sustainability assessment of ethanol and biodiesel production in Argentina, Brazil, Colombia, and Guatemala. Renewable and Sustainable Energy Reviews. 2023 Jan 1;171:113019. https://doi.org/10.1016/j.rser.2022.113019

[6]. Zeleke DS, Tefera AK. An experimental investigation of the impacts of titanium dioxide (TiO2) and ethanol on performance and emission characteristics on diesel engines run with castor Biodiesel ethanol blended fuel. Fuel Processing Technology. 2024 Nov 15;264:108137. https://doi.org/10.1016/j.fuproc.2024.108137

[7]. Aydin H, Ilkılıc C. Effect of ethanol blending with biodiesel on engine performance and exhaust emissions in a CI engine. Applied Thermal Engineering. 2010 Jul 1;30(10):1199-204. https://doi.org/10.1016/j.applthermaleng.2010.01.037

[8]. Ribeiro NM, Pinto AC, Quintella CM, Da Rocha GO, Teixeira LS, Guarieiro LL, do Carmo Rangel M, Veloso MC, Rezende MJ, Serpa da Cruz R, de Oliveira AM. The role of additives for diesel and diesel blended (ethanol or biodiesel) fuels: a review. Energy & fuels. 2007 Jul 18;21(4):2433-45. https://pubs.acs.org/doi/10.1021/ef070060r

[9]. Randazzo ML, Sodré JR. Exhaust emissions from a diesel powered vehicle fuelled by soybean biodiesel blends (B3–B20) with ethanol as an additive (B20E2–B20E5). Fuel. 2011 Jan 1;90(1):98-103. https://doi.org/10.1016/j.fuel.2010.09.010

[10]. Shahir SA, Masjuki HH, Kalam MA, Imran A, Ashraful AM. Performance and emission assessment of diesel–biodiesel–ethanol/bioethanol blend as a fuel in diesel engines: A review. Renewable and Sustainable Energy Reviews. 2015 Aug 1;48:62-78. https://doi.org/10.1016/j.rser.2015.03.049

[11]. Elumalai PV, Parthasarathy M, Lalvani JS, Mehboob H, Samuel OD, Enweremadu CC, Saleel CA, Afzal A. Effect of injection timing in reducing the harmful pollutants emitted from CI engine using N-butanol antioxidant blended eco-friendly Mahua biodiesel. Energy Reports. 2021 Nov 1;7:6205-21. https://doi.org/10.1016/j.egyr.2021.09.028

[12]. Noorollahi Y, Asli-Ardeh EA, Jahanbakhshi A, Khodayari A, Gorjian S. Evaluation of emissions and performance of a diesel engine running on graphene nanopowder and diesel–biodiesel-ethanol blends. Environmental Science and Pollution Research. 2025 Jan;32(3):1466-79. https://link.springer.com/article/10.1007/s11356-024-35683-8

[13]. Vasanthakumar R, Loganathan M, Chockalingam S, Vikneswaran M, Manickam M. A study on the effect of hydrogen enriched intake air on the characteristics of a diesel engine fueled with ethanol blended diesel. International Journal of Hydrogen Energy. 2023 Jun 26;48(53):20507-24. https://doi.org/10.1016/j.ijhydene.2023.02.113

[14]. Rakopoulos DC, Rakopoulos CD, Kakaras EC, Giakoumis EG. Effects of ethanol–diesel fuel blends on the performance and exhaust emissions of heavy duty DI diesel engine. Energy conversion and management. 2008 Nov 1;49(11):3155-62. https://doi.org/10.1016/j.enconman.2008.05.023

[15]. Vadivelu T, Ramanujam L, Ravi R, Vijayalakshmi SK, Ezhilchandran M. An exploratory study of direct injection (DI) diesel engine performance using CNSL—ethanol biodiesel blends with hydrogen. Energies. 2022 Dec 29;16(1):415. https://doi.org/10.3390/en16010415

[16]. Damodharan D, Sathiyagnanam AP, Rana D, Saravanan S, Kumar BR, Sethuramasamyraja B. Effective utilization of waste plastic oil in a direct injection diesel engine using high carbon alcohols as oxygenated additives for cleaner emissions. Energy Conversion and Management. 2018 Jun 15;166:81-97. https://doi.org/10.1016/j.enconman.2018.04.006

[17]. Parhamfar M, Güven AF, Pinnarelli A, Vizza P, Soleimani A. Artificial Intelligence in Carbon Trading: Enhancing Market Efficiency and Risk Management. Journal of Computing and Data Technology. 2025 Jun 30;1(1):19-39. https://doi.org/10.71426/jcdt.v1.i1.pp19-39

[18]. Omuboye C, Nweke-Eze C. Natural Gas Utilization: Simulation of Steam Methane Reforming and Decarbonization by Diethanolamine Absorption for Hydrogen Production in Nigeria. Journal of Modern Technology. 2024 Nov 25:94-105. https://doi.org/10.71426/jmt.v1.i2.pp94-105